



Job Name:

Catalog Number:

Type:

SBBRIO SERIES | LED AREA LIGHT

FEATURES

- Available wattage range: 50 Watts to 300 Watts
- Available in short and wide pattern distributions including Type 2, Type 3, Type 4 and Type 5
- Consists of High-efficacy LEDs up to 130LPW
- Light Engines are IP66 Rated

CONSTRUCTION

- Rugged die-cast aluminum housing that uses heat dissipating fins and flow through venting to provide optimal heat management that enhances LED performance
- Light engines and housing are sealed against moisture and other environment containments to IP66
- A tightly controlled multi-stage process ensures superior adhesion
- Exterior parts are protected by a zinc-infused Super Durable thermoset powder coat finish for superior resistance to corrosion and weathering

ELECTRICAL

- Accommodates 120-277 VAC at 50/60Hz
- High-efficacy LEDs mounted on metal-circuit boards and aluminum heat sinks to maximize heat dissipation
- Integrated with Mean Well XLG Series Power Supply for superior performance with minimal failure ratio
- Class 1 electronic driver ensures power factor greater than 0.95%
- Total Harmonics Distortion less than 20%
- Suitable for up to 50°C (122°F) ambient temperature

LIGHT SOURCE

- 3030 Lumileds Chips delivers bright, white light and excellent uniformity
- Precision clear acrylic refractive lenses are engineered for superior application efficiency, distributing the light to where it is needed most
- Available in short and wide pattern distributions including Type 2, Type 3, Type 4 and Type 5
- Light engine's available in 3000K, 4000K, 5000K and 6500K
- Superior light rendering index more than 80+

PRODUCT IMAGE



APPLICATIONS

- Parking lots, Roads & Highways, Walkways

WARRANTY

- 5-Year limited warranty. Please refer www.highlineled.com/ for complete warranty terms and conditions.

LISTINGS

- ETL Listed
- Wet Location Rated
- DesignLights Consortium® (DLC) qualified product. Not all versions of this product may be DLC qualified. Please contact our sales rep for list of DLC approved products.

ORDERING INFORMATION

EXAMPLE ORDERING NUMBER : SBBRIO-ND-UNV-100-30-80-GR-3M-AM1



Family	Dimming	Input	Power/Lumens	CCT	CRI	Finish	Distribution	Options
SBBRIO	D - Dimming	120 - 120V	100 - 100W,13000LM	30 - 3000K	80 - 80 CRI	WH - White	T2 - Type 2 Wide	Blank - Not Required
	ND - Non-Dimming	277 - 277V	150 - 150W,19500LM	40 - 4000K	90 - 90 CRI	BK - Black	T3 - Type 3 Medium	DPM - Direct Pole Mount
		UNV - Universal	200 - 200W,26000LM	50 - 5000K	BZ - Bronze	T4 - Type 4 Wide	SFM - Slip Fitter Mount	
		250 - 250W,32500LM	65 - 6500K	GR - Graphite	T5 - Type 5 Wide	TM - Trunnion Mount		
		300 - 300W,39000LM	SR - Silver	PS - Photo-Sensor				
							HS - Factory Installed House Shield	
							EM - Factory Installed EM Battery Backup	



Job Name:

Catalog Number:

Type:

SBBRIO SERIES | LED AREA LIGHT

MOUNTING OPTIONS/ACCESSORIES

DPM (Direct Pole Mount)
Suitable for Square & Round Pole



SFM (Slip Fitter Mount)

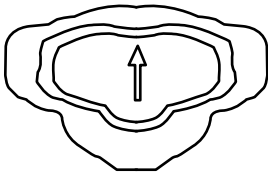


TM (Trunnion Mount)

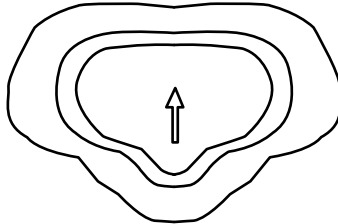


DISTRIBUTION

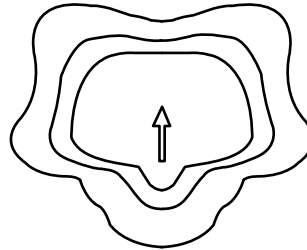
T2 - Type 2



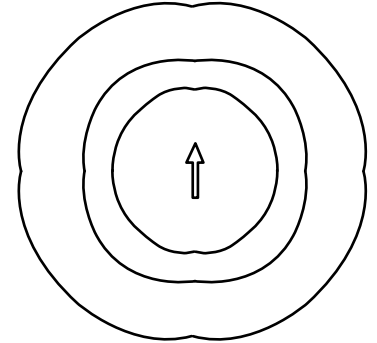
T3 - Type 3



T4 - Type 4



T5 - Type 5




POLE INSTALLATION SUGGESTIONS



Single




Twin 180D



Twin 90D



Triple 90D



Quad 90D

*DUE TO THE CHANGES OF CONSTANT IMPROVEMENT IN LED TECHNOLOGY, ALL DETAILS ARE SUBJECT TO CHANGE WITHOUT NOTICE. CONSULT FACTORY FOR UP TO DATE INFORMATION.