



Job Name:

Catalog Number:

Type:

## LIN1800 | LED LINEAR LIGHT

### FEATURES

- The specification grade LIN1800 architectural linear LED light is the most versatile of its class, suitable for pendant, wall, surface, recessed, drywall, trimless, t-bar and wood cladding installations
- 120V/277V powered, linear LED luminaire comes in IP20 or IP40 with direct /indirect emission characteristics and available in 2ft, 4ft, 6ft, 8ft and custom length to accommodate every application
- Different types of lens: Clear, Opal Polycarbonate and Louver

### CONSTRUCTION

- Single-piece extruded aluminum housing with uniform profile.
- Modular design eliminates the need for starter, intermediate, and end of run sections, can be joined
- Continuous Run: Full ability to tandem mount for continuous run application and seamless experience
- Indirect Mounting: For most effective indirect lighting result, mount at no less than 18" from the ceiling

### ELECTRICAL

- Accommodates at 120-277V at 50/60Hz
- UL Class-2, dimmable power supply (0-10V) up to 10%, compatible with most of standard dimmers
- Fixture can be powered from one side for continuous run mounting up to 24' length.
- Power factor more than 0.9
- Total harmonic distortion less than 20%

### LIGHT SOURCE

- Fixture delivered light potential: up to 130 Lumens/Watt
- Minimum 70% initial lumen output at 50,000 hours
- Precision engineered acrylic optics on upper and lower LED light engines for optimal light distribution and uniformity
- Light engine's available in 2700K, 3000K, 3500K, 4000K, 5000K and 6500K
- Superior color rendering options, CRI > 80 is standard and CRI > 90 on special orders

### PRODUCT IMAGE



### APPLICATIONS

- Office Lighting, Hotels, Motels, Residential, Exhibition Halls

### WARRANTY

- 5-Year limited warranty. Please refer [www.highlineled.com/](http://www.highlineled.com/) for complete warranty terms and conditions.

### LISTINGS

- ETL Listed
- DesignLights Consortium® (DLC) qualified product. Not all versions of this product may be DLC qualified. Please contact our sales rep for list of DLC approved products.
- Damp Location Rated



## ORDERING INFORMATION

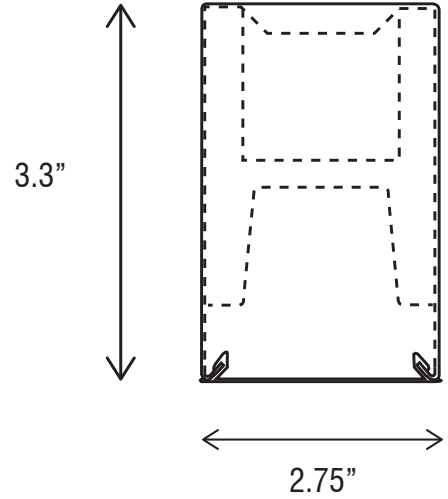
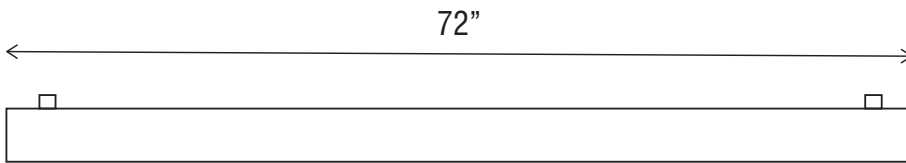
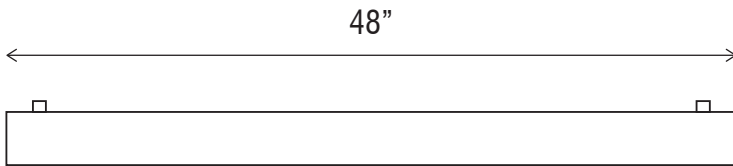


EXAMPLE ORDERING NUMBER : LIN1800-S-OP-D8-U8-S-30-WH

Family	Mounting	Lens Type	LED Downlight	LED Uplight	Length	CCT	Finish	Options
LIN1800	P - Pendant	OP - Opal PC	Power   Lm/Ft	Power   Lm/Ft	S - Single Run	27 - 2700K	WH - White	Blank - Not required
	W - Wall	C - Clear PC	D5 - 5W, 650LM	Blank - No Uplight	(2', 4', 6', 8')	30 - 3000K	SR - Silver	EM08 - 8W, 90 Mins Factory installed battery backup
	S - Surface	LV - Louver	D8 - 8W, 1040LM	U5 - 5W, 650LM	CR - Continuous run, specify unit run length	35 - 3500K	BK - Black	EM15 - 15W, 90 Mins Factory installed battery backup
	RT - Recessed T-bar		D10 - 10W, 1300LM	U8 - 8W, 1040LM	(2', 4', 6', 8')	40 - 4000K	BZ - Bronze	AC10 - 10' Aircraft cable with canopy plate
	RF - Recessed Flanged		C - Custom Wattage	C - Custom Wattage		50 - 5000K	GR - Graphite	
						65 - 6500K	C - Custom (RAL) Number	



# LIN1800 | LED LINEAR LIGHT

## DIMENSIONS



\*DUE TO THE CHANGES OF CONSTANT IMPROVEMENT IN LED TECHNOLOGY, ALL DETAILS ARE SUBJECT TO CHANGE WITHOUT NOTICE. CONSULT FACTORY FOR UP TO DATE INFORMATION.